

MARKET REPORT

Thursday, 25 June 2026



HELLENIC REPUBLIC
Public Debt Management Agency

Table of contents:

FOREIGN EXCHANGE	2
MONEY MARKET	3
FIXED INCOME.....	5
EQUITIES.....	9
COMMODITIES AND ENERGY	10
ECONOMIC INDICATORS	11
ECONOMIC CALENDAR.....	12



HELLENIC REPUBLIC
Public Debt Management Agency

8th Omirou Str, 10564, Athens, Greece

Tel.: +30 210 37 01 800

E-mail: pdma@pdma.gr

Contact persons

Sokratis Spithouris

E-mail: spithouris@pdma.gr

Stamatina Karavasili

E-mail: skaravasili@pdma.gr

FOREIGN EXCHANGE

SPOT RATES (base currency EUR)

Currency	Last price	1-day change (%)	1-month change (%)	Year to date change (%)
EURUSD	1,134	-0,16	-2,61	-3,46
EURGBP	0,862	0,10	0,05	1,15
EURJPY	183,550	0,12	0,80	0,25
EURCHF	0,922	0,04	-1,22	0,92
EURSEK	11,070	-0,01	-2,40	-2,29
EURNOK	11,217	-0,25	-4,06	5,57
EURDKK	7,474	0,01	-0,04	-0,07

SPOT RATES (base currency USD)

Currency	Last price	1-day change (%)	1-month change (%)	Year to date change (%)
GBPUSD	1,316	-0,08	-2,56	-2,35
USDJPY	161,865	-0,06	-1,83	-3,19
USDCHF	0,813	-0,14	-3,76	-2,55
USDSEK	9,762	-0,17	-5,01	-5,65
USDNOK	9,892	-0,43	-6,69	1,97
USDDKK	6,591	-0,15	-2,66	-3,52

EURUSD spot rate



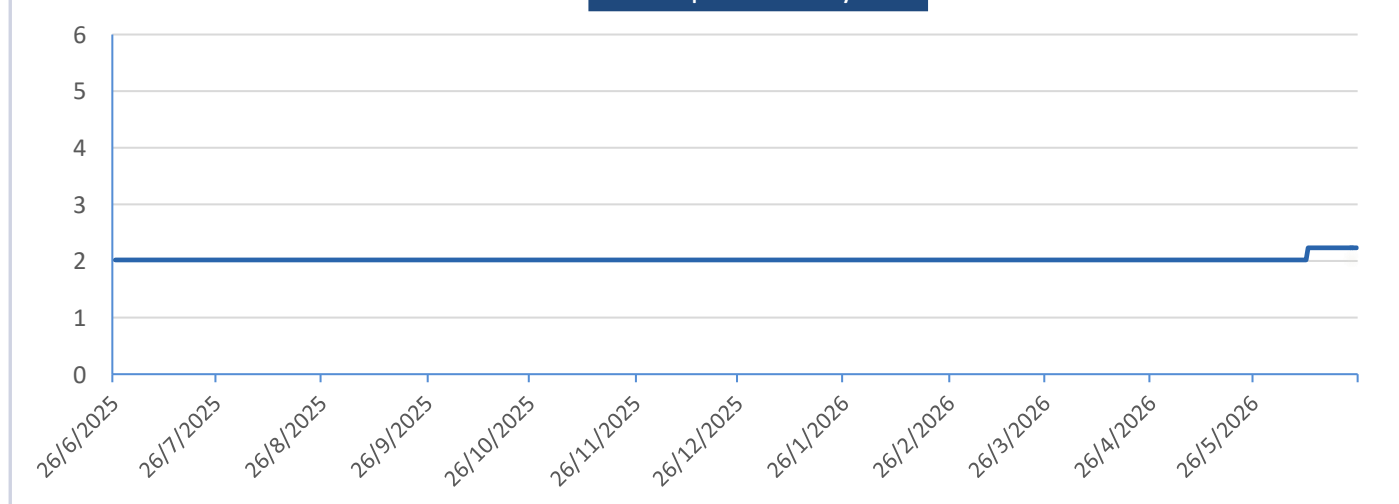


MONEY MARKET

CENTRAL BANKS RATES

		Last price	Last review	Next scheduled review
Eurozone	Deposit Facility	2,250	11/6/2026	23/7/2026
Eurozone	Marginal Lend.	2,650	11/6/2026	23/7/2026
Eurozone	Refinance Rate	2,400	11/6/2026	23/7/2026
USA	Fed Funds Target Rate Upper Bound	3,750	17/6/2026	29/7/2026
USA	Fed Funds Target Rate Lower Bound	3,500	17/6/2026	29/7/2026
Japan	BOJ Policy Rate	1,000	16/6/2026	31/7/2026
United Kingdom	BOE Official Rate	3,750	18/6/2026	30/7/2026

ECB Deposit Facility Rate

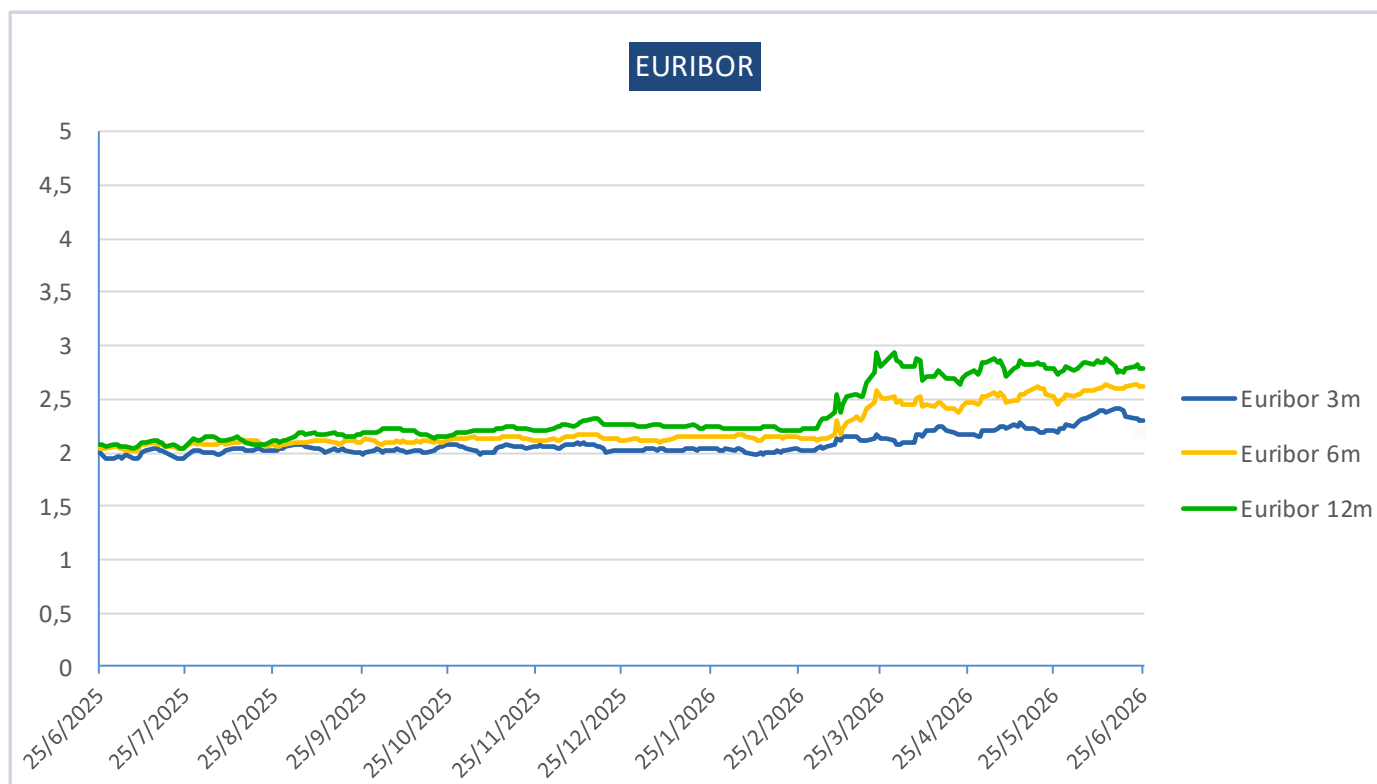


INTEREST RATE SWAPS

	1 year	3 year	5 year	7 year	10 year	15 year	20 year	30 year
EUR IRS	2,730	2,731	2,750	2,809	2,921	3,078	3,133	3,074
USD IRS	4,027	3,958	3,917	3,939	4,010	4,140	4,201	4,147
GBP IRS	3,981	3,998	4,039	4,126	4,291	4,526	4,659	4,711



INTERBANK RATES				
	1 month	3 months	6 months	12 months
EURIBOR	2,225	2,303	2,614	2,781
SOFR (USD)	3,652	3,745	3,870	4,042
SONIA (GBP)	3,738	3,774	3,856	4,015
SARON (CHF)	-0,006	-0,054	0,120	0,100
TORF (JPY)	0,974	0,983	1,045	-




FIXED INCOME

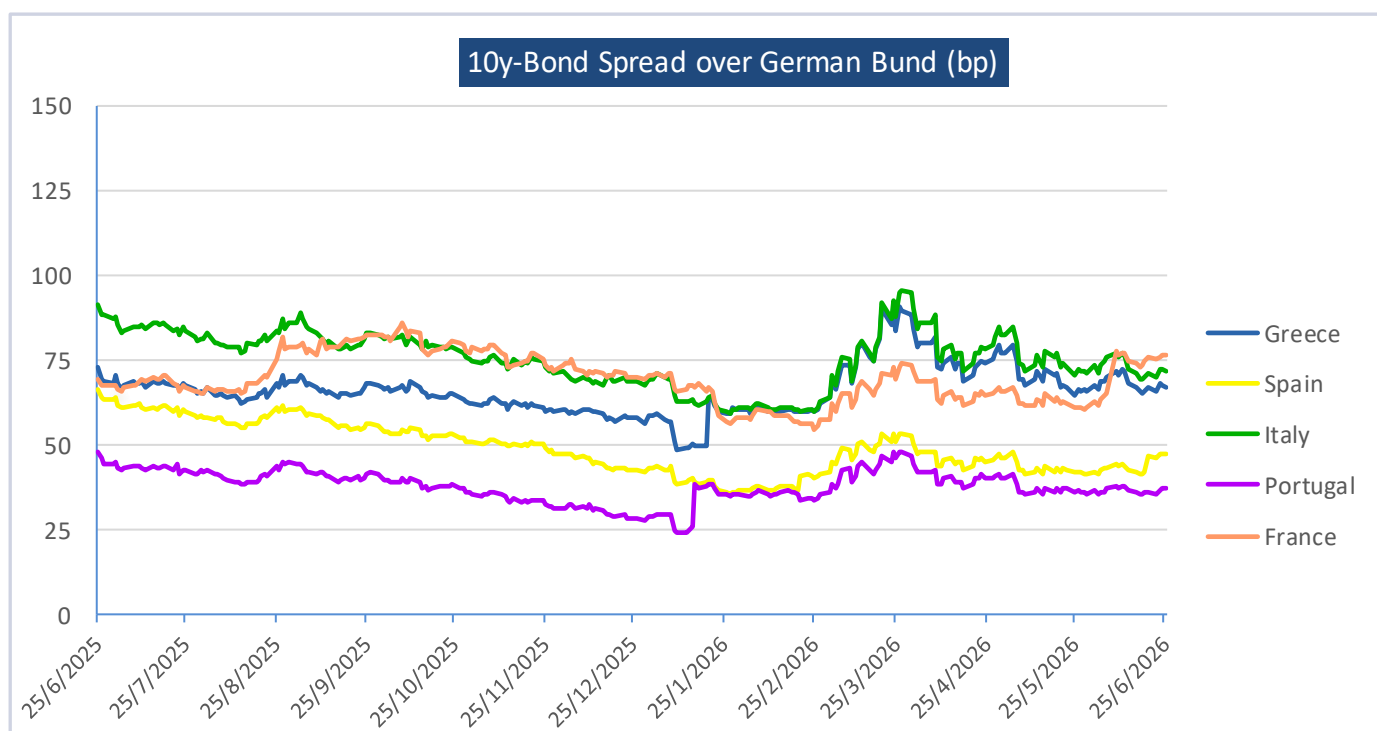
HELLENIC REPUBLIC BENCHMARK BONDS								
Name	ISIN	Coupon	Maturity	Last price	Mid yield	1-day yield change (bp)	1-month yield change (bp)	Year to date yield change (bp)
GGB 2-year	GR0114033583	3,875	15/6/2028	102,381	2,613	0	1	79
GGB 3-year	GR0124035693	3,875	12/3/2029	103,046	2,687	0	-1	38
GGB 4-year	GR0124036709	1,500	18/6/2030	95,096	2,823	0	-5	39
GGB 5-year	GR0124037715	0,750	18/6/2031	90,036	2,934	0	-5	31
GGB 6-year	GR0124038721	1,750	18/6/2032	93,014	3,047	-1	-6	22
GGB 7-year	GR0124039737	4,250	15/6/2033	106,672	3,167	0	-6	15
GGB 8-year	GR0124040743	3,375	15/6/2034	100,513	3,300	0	-6	14
GGB 9-year	GR0124041758	3,625	15/6/2035	101,429	3,437	0	-6	13
GGB 10-year	GR0124042764	3,375	16/6/2036	98,669	3,536	0	-6	10
GGB 15-year	GR0128017747	4,375	18/7/2038	106,785	3,668	0	-8	-2
GGB 20-year	GR0138015814	4,200	30/1/2042	103,804	3,869	-1	-9	3
GGB 30-year	GR0138018842	4,125	15/6/2054	98,275	4,231	-1	-9	-5

HELLENIC REPUBLIC TREASURY BILLS				
ISIN	Series	Maturity	Mid price	Mid yield
GR0000247537	13W	10/7/2026	99,923	2,522
GR0000248543	13W	31/7/2026	99,767	2,633
GR0002284538	26W	24/7/2026	99,837	2,351
GR0002285543	26W	21/8/2026	99,630	2,526
GR0002286558	26W	25/9/2026	99,419	2,391
GR0002287564	26W	23/10/2026	99,226	2,421
GR0002288570	26W	27/11/2026	98,996	2,419
GR0002289586	26W	28/12/2026	-	-
GR0004141678	52W	4/9/2026	99,563	2,358
GR0004142684	52W	4/12/2026	99,007	2,286
GR0004143690	52W	5/3/2027	98,397	2,355
GR0004144706	52W	4/6/2027	97,645	2,554



GREEK BONDS SPREAD OVER EU COUNTRIES (bp)			
	5 year	10 year	15 year
GERMANY	33	67	47
SPAIN	13	20	1
ITALY	-7	-5	-36
PORTUGAL	17	30	13
FRANCE	-14	-9	-26

BONDS SPREAD OVER GERMAN BUND (bp)			
	5 year	10 year	15 year
GREECE	33	67	47
SPAIN	20	48	46
ITALY	40	72	83
PORTUGAL	16	37	34
FRANCE	47	77	74





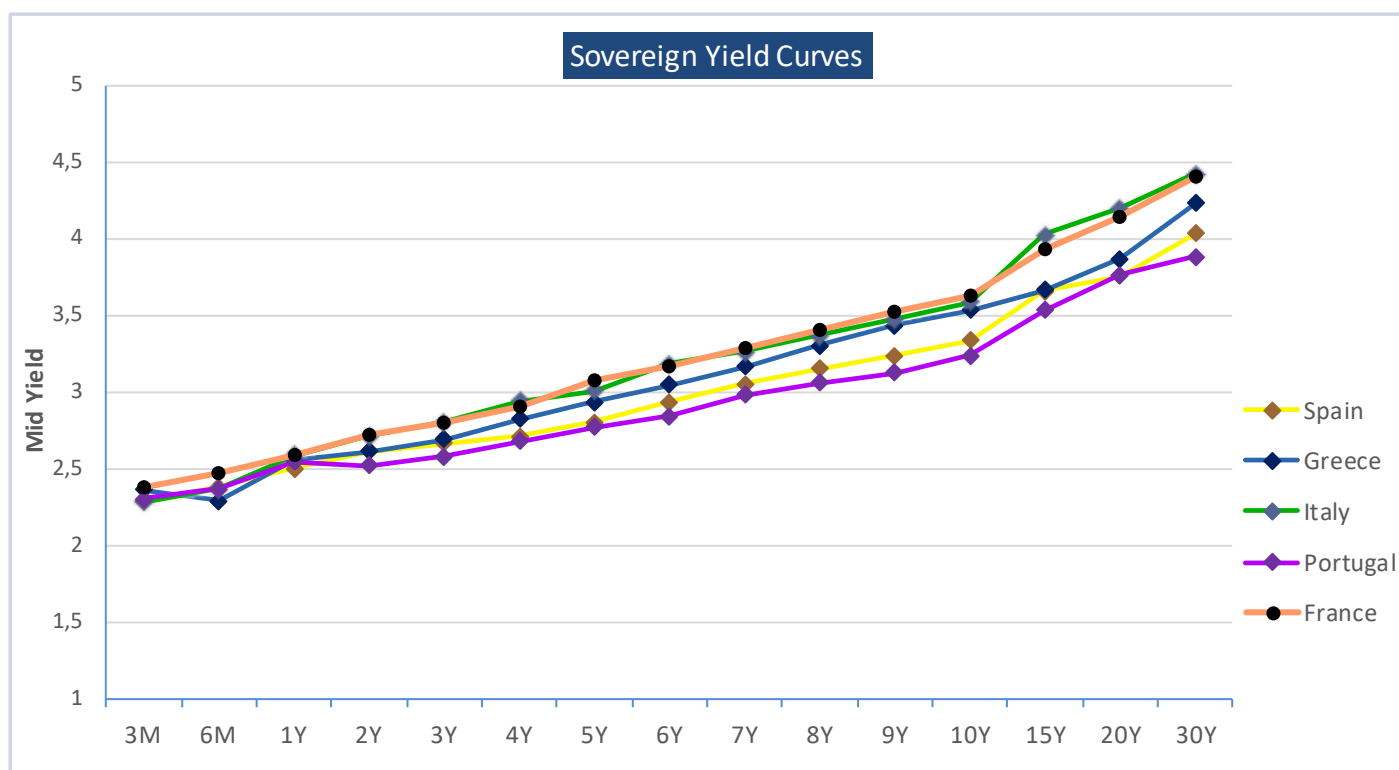
CREDIT RATINGS												
	Standard and Poor's		Moody's		Fitch		DBRS Morningstar		Rating and Investment		Scope Ratings GmbH	
	Rating	Outlook	Rating	Outlook	Rating	Outlook	Rating	Outlook	Rating	Outlook	Rating	Outlook
GREECE	BBB	STABLE	Baa3	STABLE	BBB	STABLE	BBB	STABLE	BBB	STABLE	BBB	POS
SPAIN	A+u	STABLE	A3	STABLE	Au	STABLE	AH	STABLE	A+	STABLE	A	POS
ITALY	BBB+u	POS	Baa2u	STABLE	BBB+u	STABLE	AL	STABLE	BBB+	POS	BBB+	POS
PORTUGAL	A+u	POS	A3u	STABLE	Au	POS	AH	POS	A-	STABLE	A	POS

Note: Investment grade ratings are BBB- or higher for S&P, Fitch, R&I, Scope and Baa3 or higher for Moody's and BBBL or higher for DBRS.



SOVEREIGN YIELD CURVES

	3 month	6 month	1 year	5 year	10 year	15 year	20 year	30 year
GREECE	2,358	2,286	2,554	2,934	3,535	3,667	3,869	4,231
SPAIN	2,282	2,379	2,498	2,804	3,337	3,659	3,759	4,035
ITALY	2,281	2,366	2,583	3,008	3,582	4,028	4,198	4,419
PORTUGAL	2,303	2,370	2,544	2,766	3,234	3,534	3,766	3,885
FRANCE	2,376	2,465	2,588	3,072	3,628	3,931	4,144	4,401
GERMANY	2,200	2,305	2,434	2,607	2,862	3,195	3,339	3,402
U.S.A	3,779	3,940	3,984	4,199	4,415	-	4,874	4,861
JAPAN	0,893	0,981	1,153	1,885	2,624	3,906	3,539	3,831
U.K.	3,812	3,953	4,024	4,252	4,694	5,091	5,325	5,391


BOND FUTURES

Currency	Last price	1-day change (%)	1-month change (%)	Year to date change (%)
BUND	127,330	0,03	0,73	0,65
BOBL	115,320	0,00	0,23	-2,01
SCHATZ	105,935	0,00	0,03	-1,34
US LONG BOND	114,000	-0,08	2,99	-0,63
US 10YR	109,859	-0,13	0,80	-2,10
US 5YR	106,992	-0,09	0,31	-2,06
US 2YR	103,031	-0,05	-0,02	-1,45

EQUITIES

STOCK INDICES

		Last price	1-day change (%)	1-month change (%)	Year to date change (%)
Athens Stock Exchange General	GR	2.448,86	-0,89	5,61	15,47
EURO STOXX 50 Price EUR	EC	6.263,63	0,79	2,07	8,15
Deutsche Boerse AG German Stoc	GE	24.920,13	0,73	-1,85	1,75
FTSE 100 Index	GB	10.528,46	0,64	0,59	6,01
CAC 40	FR	8.433,21	0,57	2,12	3,48
IBEX 35 Index	SP	19.427,30	0,19	5,66	12,25
FTSE MIB Index	IT	51.782,27	0,28	3,11	15,21
Dow Jones Industrial Average	US	51.848,90	0,35	2,51	7,88
S&P 500 INDEX	US	7.358,22	-0,10	-1,54	7,49
NASDAQ Composite Index	US	25.476,63	-0,43	-3,29	9,61
Nikkei 225	JN	72.366,34	4,61	11,34	43,76

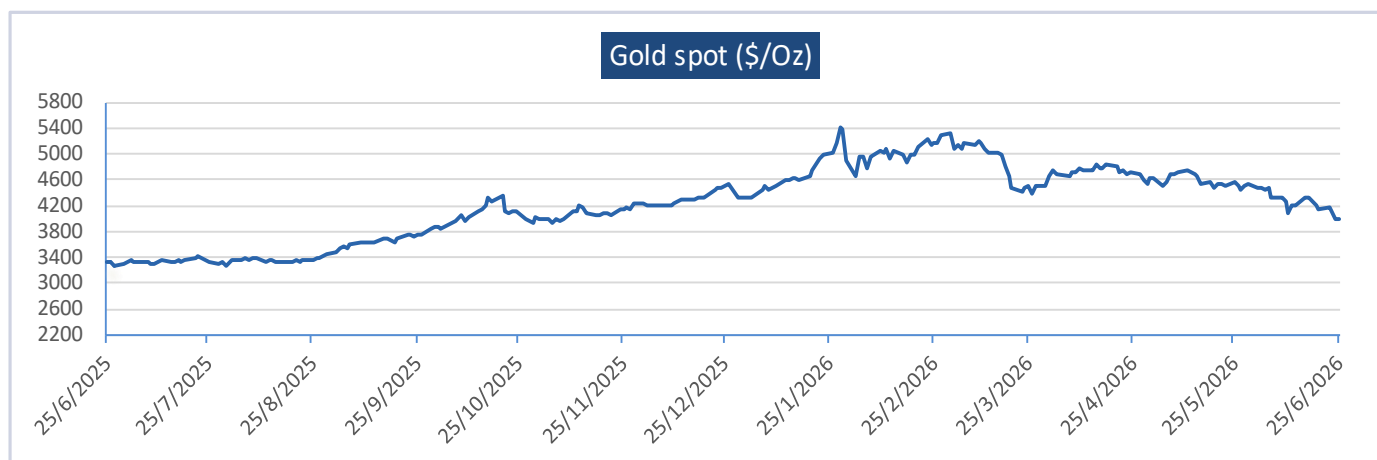




COMMODITIES AND ENERGY

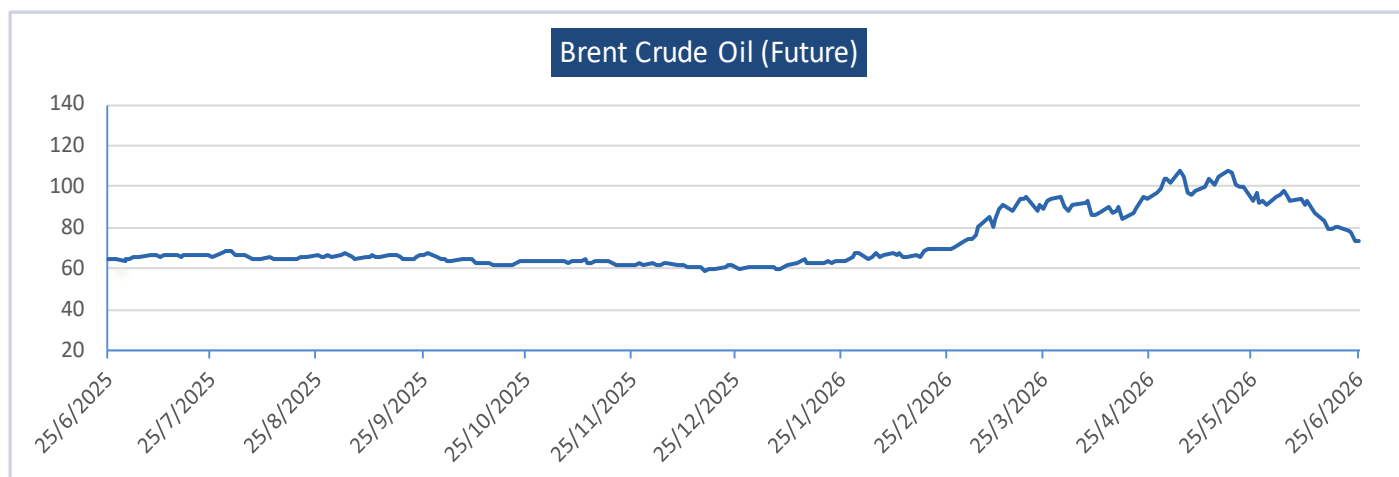
PRECIOUS METALS

	Last price	1-day change (%)	1-month change (%)	Year to date change (%)
Gold	3.981,080	-0,46	-12,90	-7,83
Silver	57,211	-0,36	-26,73	-20,17
Palladium	1.196,630	2,14	-14,62	-26,13
Platinum	1.591,380	0,46	-19,26	-22,77



ENERGY

	Last price	1-day change (%)	1-month change (%)	Year to date change (%)
Brent Crude Oil	73,140	-0,81	-21,71	21,52
WTI Crude Oil	69,810	-0,75	-25,01	22,39
Natural Gas	3,267	1,43	8,14	-11,01



ECONOMIC INDICATORS

GREEK MAIN ECONOMIC INDICATORS

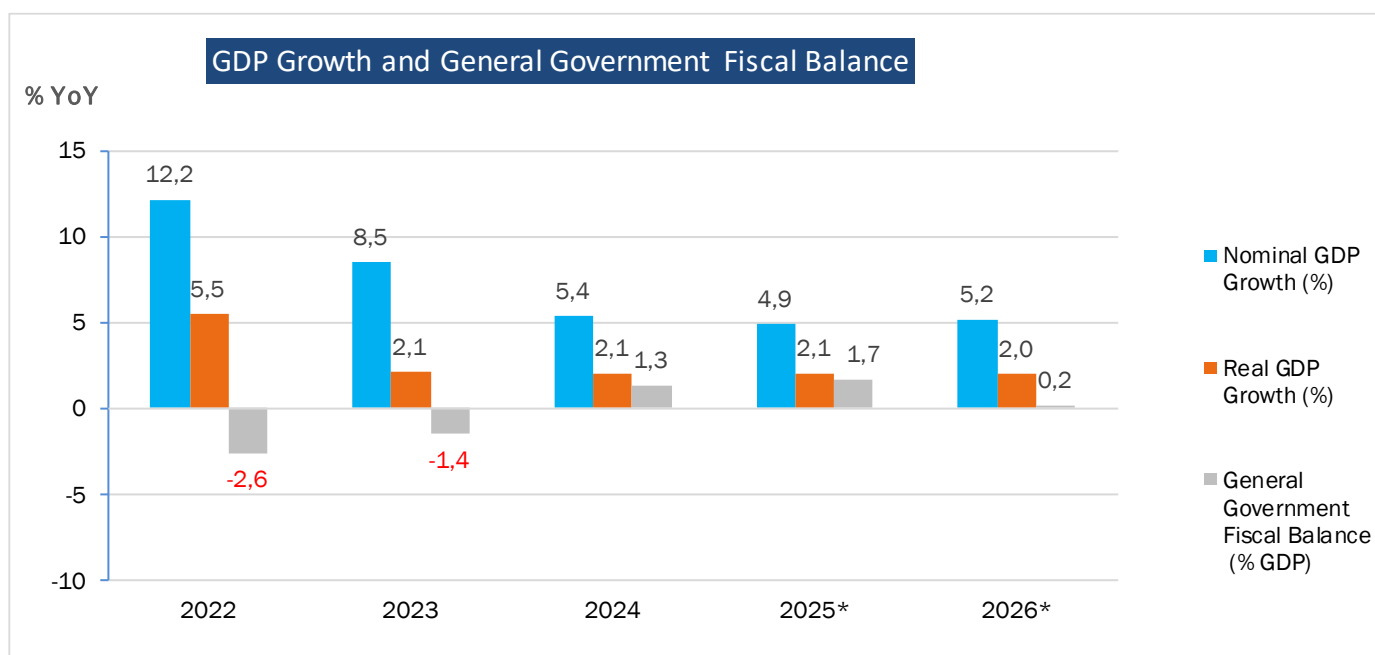
	2022	2023	2024	2025*	2026*
Nominal GDP (million €)	207.009	224.686	236.736	248.354	261.261
Real GDP Growth (%)	5,5	2,1	2,1	2,1	2,0
Harmonized CPI (annual average rate of % change)	9,3	4,2	3,0	2,9	3,2
Unemployment rate (% average seasonally adjusted)	12,5	11,1	10,1	8,9	8,4

GREEK PUBLIC FINANCE AND DEBT

	2022	2023	2024	2025*	2026*
General Government Debt (million €)**	368.005	369.110	364.964	362.925	357.515
General Government Debt (% GDP)**	177,8	164,3	154,2	146,1	136,8
General Government Primary deficit(-)/surplus(+) (% GDP)**	-0,1	2,0	4,8	4,9	3,2
General Government deficit(-)/surplus(+) (% GDP)**	-2,6	-1,4	1,3	1,7	0,2
General Government Interest Payments after swaps on cash basis (% GDP)		2,1	2,1	2,1	1,9
General Government Interest to Revenues (%)**	4,9	7,0	7,0	6,3	6,0

* estimations/projections

** according to European System of Accounts Methodology (ESA 2010), EFSF deferred interest has been incorporated since 2023



Sources: Hellenic Statistical Authority, Eurostat, European Commission, Greek Ministry of Economy and Finance



EUROZONE MAIN ECONOMIC INDICATORS

	2022	2023	2024	2025*	2026*
Real GDP growth (%)	3,6	0,4	0,9	1,4	0,9
Harmonized CPI (annual average rate of % change)	8,4	5,5	2,4	2,1	3,0
Unemployment rate (% average seasonally adjusted)	6,7	6,5	6,3	6,3	6,4
General Government Debt (% GDP)	88,9	86,5	86,6	87,4	90,2
General Government deficit(-)/surplus(+) (% GDP)	-3,4	-3,5	-3,0	-2,9	-3,3

* estimations/projections

ECONOMIC CALENDAR

ECONOMIC CALENDAR FOR GREECE

Date - Time	Event	Period	Prior	Actual
2026-06-30 12:00	Retail Sales YoY	Apr	6,10	
2026-07-01 11:00	S&P Global Greece Manufacturing PMI	Jun	53,30	
2026-07-01 12:00	Unemployment Rate	May	9,50	
2026-07-09 12:00	CPI EU Harmonized YoY	Jun	4,90	

ECONOMIC CALENDAR FOR EUROZONE

Date - Time	Event	Period	Prior	Actual
2026-06-25 11:00	ECB Economic Bulletin Overview for June			
2026-06-26 11:00	ECB 1 Year CPI Expectations	May	4,00	
2026-06-26 11:00	ECB 3 Year CPI Expectations	May	2,90	
2026-06-29 11:00	M3 Money Supply YoY	May	2,70	
2026-06-29 12:00	Economic Confidence	Jun	93,50	
2026-06-29 12:00	Industrial Confidence	Jun	-8,00	
2026-06-29 12:00	Services Confidence	Jun	2,20	
2026-06-29 12:00	Consumer Confidence	Jun F	-17,70	
2026-07-01 11:00	S&P Global Eurozone Manufacturing PMI	Jun F	51,30	
2026-07-01 12:00	Eurozone Inflation Ticker Update			

**DISCLOSURES:**

This report has been produced by Public Debt Management Agency (PDMA) and the sources used are **Bloomberg Finance L.P., Hellenic Statistical Authority, Eurostat, European Commission and Greek Ministry of Economy and Finance**. The information included in this report does not constitute the provision of investment advice and under no circumstances is it to be used or considered as an offer or an invitation to buy or sell or a solicitation of an offer or invitation to buy or sell or enter into any agreement with respect to any security, product or investment. No information or opinion contained in this report shall constitute any warranty as to the future performance of any financial instrument, credit, currency rate or other market or economic measure. Past performance is not necessarily a reliable guide to future performance. The final investment decision must be made by the investor and the responsibility for the investment must be taken by the investor.

Any data provided in this report has been obtained from sources believed to be reliable but has not been independently verified. Because of the possibility of error on the part of such sources, PDMA does not guarantee the accuracy, timeliness or usefulness of any information. Information contained in this report is subject to change without notice and there is no obligation to update the information and opinions contained in this report. The PDMA accepts no responsibility or liability as to the accuracy or completeness of the information contained in this report, or for any loss in general arising from any use of this report including investment decisions based on this report.

This report is not directed to, or intended for distribution to use or use by, any person or entity that is a citizen or resident of or located in any locality, state, country or other jurisdiction where such distribution, publication, availability or use would be contrary to any law, regulation or rule.

This report is protected under intellectual property laws and may not be altered, reproduced or redistributed, or passed on directly or indirectly, to any other party, in whole or in part, without the prior consent of PDMA.